

2014-2015 Rhode Island Deer Season Summary

2014-2015 Deer Hunting Season

Table 1. R.I. Reported Deer Harvest

Season Type	2014-15	2013-14	% Change	Males	Females	% Total Harvest
Archery (Zone 1 & 2)	628	827	-24%	294	334	29%
Muzzleloader (Zone 1 & 2)	905	965	-6%	555	350	41%
Shotgun (Zone 1 & 2)	241	349	-31%	104	137	11%
Archery (Zone 3) Prudence-Patience	21	48	-56%	11	10	1%
Archery (Zone 4) Block Island	97	61	59%	23	74	4%
Muzzleloader Block Island	7	15	-53%	3	4	0.3%
Shotgun Block Island	283	237	19%	44	239	13%
TOTALS	2182	2502	-13%	1034	1148	100%
				Harvest Males per Female	0.90	

Table 2. Rhode Island 2014-15 Total Deer Harvest Statewide

Method	Total 2014-15	Total 2013-14	% Change
Archery	746	936	-20%
Muzzleloader	912	982	-7%
Shotgun	524	584	-10%
TOTALS	2182	2502	-13%

Table 3

Harvest by Location	2014-2015	% of Harvest
Zones 1, 2 - Mainland	1774	81%
Zone 3 - Prudence Patience	21	1%
Zone 4 - Block Island	387	18%
Totals	2182	100%

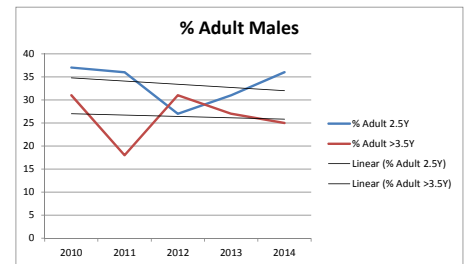
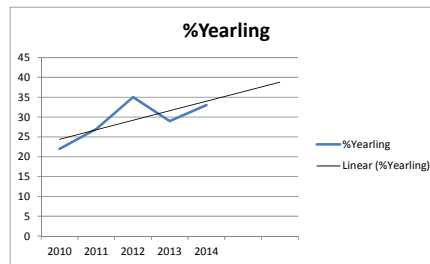
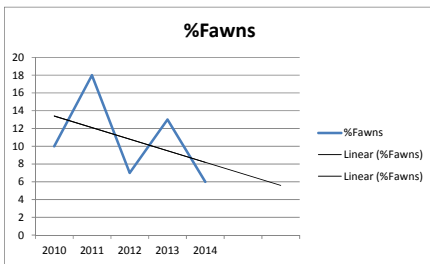
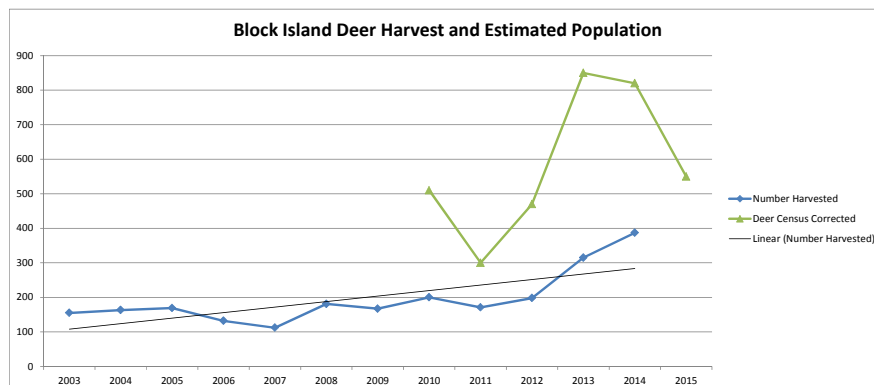
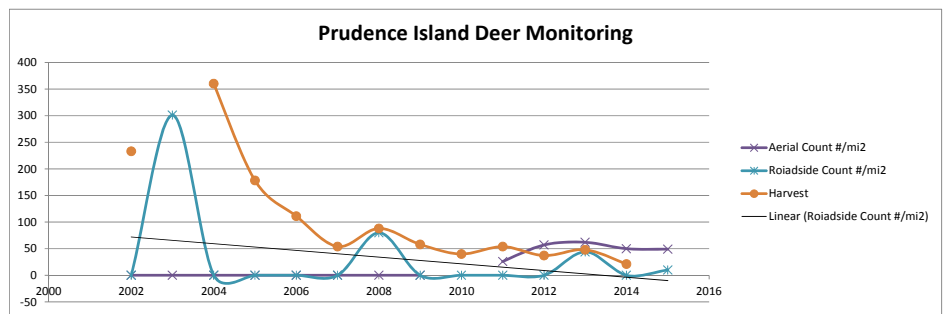


Table 5. Deer Harvested by Management Zone 2014-2015			
	Male	Female	Male to Female ratio
Zone 1	272	306	0.9 to 1
Zone 2	681	515	1.3 to 1
Zone 3 (PI)	11	10	1.1 to 1
Zone 4 (BI)	70	317	0.2 to 1



2013-2014 Rhode Island Deer Season Summary

Table 1. R.I. Reported Deer Harvest

Season Type	2013-14	2012-13	%Change	Males	Females	% TotalHarvest
Archery (Zone 1 & 2)	827	620	33%	382	445	33.1
Muzzleloader (Zone 1 & 2)	965	1135	-15%	558	407	38.6
Shotgun (Zone 1 & 2)	349	276	26%	150	199	13.9
Block Island	313	198	58%	63	250	12.5
Prudence Patience Island	48	37	30%	19	29	1.9
TOTALS	2502	2266	10%	1172	1330	100

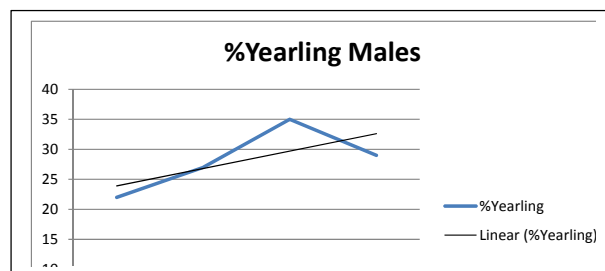
Harvest Males per Female 0.88

Total Harvest Statewide

Method	Total 2013-14	Total 2012-13	% Change
Archery	907	690	31%
Muzzleloader	973	1136	-14%
Shotgun	578	395	46%
	2458	2221	11%

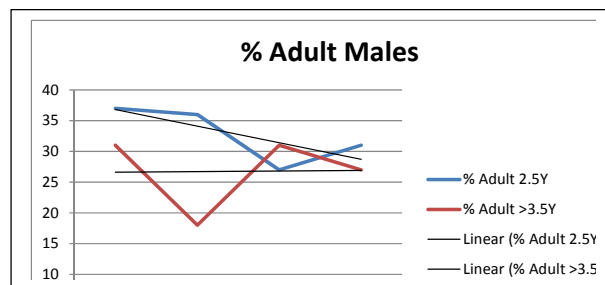
Ages Male Deer in Harvest

Age	2010	2011	2012	2013
% Fawns	10	18	7	13
% Yearling	22	27	35	29
% Adult 2.5Y	37	36	27	31
% Adult >3.5Y	31	18	31	27



Deer Harvested by Management Zone 2013-2014

	Male to Female ratio		
	Male	Female	ratio
Zone 1	317	320	.99 to 1
Zone 2	747	712	1.1 to 1
Zone 3 (PI)	19	29	.65 to 1
Zone 4 (BI)	61	250	.2 to 1



How Many Deer Did Hunters Take?

# of Deer	Percent of hunters taking this many
1	90.0%
2	4.0%
3	2.0%
4	2.0%
5	0.5%
6	1.0%
7	0.5%
8	0.1%
	100%

How Many Deer Did ALL OUTDOORS* Hunters Take?

# of Deer	Percent of hunters taking this many
1	33.0%
2	26.0%
3	14.0%
4	11.0%
5	4.0%
6	8.0%
7	3.0%
8	0.8%
	100%

* 350 All Outdoors hunting permits issued and these permit holders harvested 625 deer or 30% of the total mainland deer harvest.